



## **Accessibility Guide for Bell Inn, Walberswick**

[bellwalberswick@adnams.co.uk](mailto:bellwalberswick@adnams.co.uk), 01502 723109, <http://www.bellinnwalberswick.co.uk>

**Contact for accessibility enquiries: Duty Manager**



## Welcome

Situated in the heart of picturesque Walberswick and just a stones throw from the rolling sand dunes, stands The Bell Inn. Inside are quirky snugs, hidden alcoves and a light bar, outside there is a large garden and during the summer months, the Barn Café serves light refreshments.

The Bell is part of the Adnams pubs family and serves an impressive range of beers, spirits and wines. Our menu captures the best of Suffolk offering a choice of delicious, freshly prepared and home-cooked meals.

Our 6 bedrooms are perfectly equipped. Well behaved dogs are also welcome in some of the rooms.

## At a Glance



### Level Access

- The main entrance has 1 step. There is no lift and no ramp.
- There is level access from the main entrance to:

- Dining Table
- Main Bar



### **Access with steps**

- There are steps from the main entrance to:
  - Bedroom
  - Bar Area 1
  - Bar Area 2
  - Bar Area 3
  - Bar Area 4
  - Bar Area 5
  - Dining Room
  - Dining Table
  - Back Bar
  - Disabled Toilet / Baby Change
  - Rear Garden
  - Smoking Hut



### **Bedrooms**

- We have non-allergic bedding.



### **Hearing**

- Some (bedroom) TVs have subtitles.



### **Visual**

- Some parts of the venue have low lighting.



### **General**

- There is at least 1 public toilet for disabled visitors.
- Staff are available 24 hours a day.
- We have emergency evacuation procedures for disabled visitors.

## **Getting here**

Ferry Road  
Walberswick  
IP18 6TN



### **Travel by public transport**

- You can get to Bell Inn, Walberswick by train.

- The nearest train station is Darsham . The train station is 7.5 miles / 12.1 km from Bell Inn, Walberswick.
- The nearest Train Station is 7.5 miles away, a private taxi would need to be booked in advance due to the rural location.



#### Travel by taxi

- You can get a taxi with Southwold Private Hire by calling 01502 725758.
- You can get a taxi with NKS Private Hire by calling 01502 450276. The taxi company has a wheelchair accessible vehicle.



#### Parking

- We have a car park. The parking is less than 50 metres from the main entrance. Parking is free.
- Guests can be dropped off at the car park at the rear of the property, or at the roadside to the front. Both drop off areas are within a few feet of each entrance point. The rear entrance is more accessible for wheelchair users. From the parking to the main entrance, there is 1 step. There is no ramp and no lift. We have a gravel car park to the rear of the establishment which holds 10 cars. The rear entrance opens directly into the car park and is accessible by wheelchair. There is a very slight slope from the rear entrance into the car park.

There is limited additional parking on the unmade road at the front of the property. There are sometimes pot holes in the road and the front entrance is quite narrow.

There is no dedicated disabled parking at the property .



Front Entrance With Road



Rear Car Park 1



Rear Car Park 2



Rear entrance 1





Rear Car Park 3

## Arrival



### Path to main entrance

- From the street to the main entrance, there is level access.
- The path is 1500mm wide, or more.



### Main entrance

- The door is 690mm wide.
- The main entrance has 1 steps.
- The main door is side hung and manual.
- The other entrance door is 880.00mm wide.
- The alternative entrance is at the rear of the property backing directly onto the car park.
- Both entrances are used equally.  
For guests arriving on foot, the front entrance is favoured and for those arriving by the rear entrance is more popular.  
The rear entrance is far more accessible for anyone with mobility issues.  
The car park is gravel and the road to the front of the property is unmade up and quite undulating.



Front Main



Rear Car Park



Rear Car Park 1



Rear Car Park 2



Rear Entrance 2



Rear Entrance 3





Rear Entrance 4



Front Entrance



Front Entrance 1



Bell Front Entrance Lobby



Rear Entrance Close Up



Rear Entrance Interior

## Getting around inside

### Visual Impairment - General Information

- Some parts of the venue have low lighting.



### Bedrooms

- All bedrooms have windows.
- Bedrooms have ceiling lights, wall lights, floor standing lights, bedside lamps, spot lights and natural daylight.
- Lights are halogen, LED and traditional filament. Some TVs have subtitles.
- All bedrooms are non-smoking.
- We have non-allergic bedding.
- Some bedrooms have fitted carpets.
- We can give details of our cleaning products on request.
- We can move the bedroom furniture, to improve accessibility.
- No bedrooms have level access. The bedroom nearest the main entrance has 1 steps.
- All bedrooms are ensuite.
- We have bathrooms with a separate shower.



Bathroom Room 2



Room 1



Bathroom Room 1



Room 2



- We have bathrooms with a bath and overhead shower.



## Bar

### Main Bar

- From the main entrance to the bar, there is level access. From the main entrance to the bar, there is 1 step. There is no lift and no ramp.
- There is only one step between the front entrance and the bar, however the ground is tiled and is quite undulating in places.  
Access from the rear entrance to the bar is much easier as it is more even underfoot with wider doorways.




Bell Bar 1



Front Bar 1




Front Bar 2



Route To Bar From Front Entrance




Route To Bar From Front Entrance 1



Route To Bar From Front Entrance 2



Access To Bar From Rear Entrance




Access To Bar From Rear Entrance 1





Access To Bar From Rear Entrance 2



Access To Bar From Rear Entrance 3




## Bar

### Back Bar

- From the main entrance to the bar, there are 2 steps. There is no lift and no ramp.
- There are two steps between the front entrance and the bar, however the ground is tiled and is quite undulating in places.  
Access from the rear entrance to the bar is much easier as it is far more even underfoot with wider access.



Back Bar



Access To Back Bar Via Rear Entrance


## **Public toilet**

### **Disabled Toilet / Baby Change**

- There is a public toilet for disabled visitors.
- From the main entrance to the public toilet, there is 1 step. There is no lift and no ramp.
- There is only one step between the front entrance and the disabled toilet, however the ground is tiled and is quite undulating in places.  
Access to the disabled toilet can be gained from an alternative entrance but there is still a step and parts of the floor are undulating.




**Route To Toilet**



**Toilet Area Entrance**



Disabled Toilet Baby Change Door




Disabled Toilet Baby Change Door 1





Disabled Toilet



Disabled Toilet 1



## Place to eat and drink

### Bar Area 1

- From the main entrance to the dining area, there is 1 step. There is no lift and no ramp.
- To get to a table, there are no steps.
- The route through the dining area is 800mm wide, or more.
- There is background music.
- The table and plates have high colour contrast.
- We cater for sugar free (diabetic), vegetarian, gluten free (celiacs), lactose free (dairy free), nut free, low fat, low sodium and vegan specific diets.
- The floor in bar area 1 is flat and even, but the access from the front entrance is quite uneven. Access from the rear entrance is relatively spacious, and even underfoot.



Bar Area 1



Bar Area 1 2

## Place to eat and drink

### Bar Area 2

- From the main entrance to the dining area, there is 1 step. There is no lift and no ramp.
- To get to a table, there are no steps.
- There is background music.
- The table and plates have high colour contrast.
- We cater for sugar free (diabetic), vegetarian, gluten free (celiacs), lactose free (dairy free), nut free, low fat, low sodium and vegan specific diets.
- The floor in bar area 2 is a little uneven and access from the front entrance in a wheel chair could prove challenging. Access from the rear entrance is far easier. This area is also quite snug.



Bar Area 2 1



Bar Area 2 2



Bar Area 2 3

## || Place to eat and drink

### Bar Area 3

- From the main entrance to the dining area, there is 1 step. There is no lift and no ramp.
- To get to a table, there is 1 step.
- There is background music.
- The table and plates have high colour contrast.
- We cater for sugar free (diabetic), vegetarian, gluten free (celiacs), lactose free (dairy free), nut free, low fat, low sodium and vegan specific diets.
- To access bar area 3 you need to come through bar area 2. Space is at a premium in this area and there is an additional step at the entrance.  
Guest with mobility issues would be advised to use an alternative eating area within the establishment.



Bar Area 3 1

## || Place to eat and drink

### Bar Area 4

- From the main entrance to the dining area, there is 1 step. There is no lift and no ramp.
- To get to a table, there are 3 steps.
- There is background music.
- The table and plates have high colour contrast.
- We cater for sugar free (diabetic), vegetarian, gluten free (celiacs), lactose free (dairy free), nut free, low fat, low sodium and vegan specific diets.
- Bar Area 4 is very snug and there both steps up and down at the entrance. Guests with mobility issues would be advised to use another eating area.



Bar Area 4

## Place to eat and drink

### Bar Area 5

- From the main entrance to the dining area, there is 1 step. There is no lift and no ramp.
- To get to a table, there are no steps.
- The route through the dining area is 800mm wide, or more.
- There is background music.
- The table and plates have high colour contrast.
- We cater for sugar free (diabetic), vegetarian, gluten free (celiacs), lactose free (dairy free), nut free, low fat, low sodium and vegan specific diets.
- This our most accessible eating area. It is flat, spaious and has easy access from the rear entrance.



Bar Area 5





Bar Area 5 1



Bar Area 5 2



Bar Area 5 3

## Place to eat and drink

### Dining Room

- From the main entrance to the dining area, there is 1 step. There is no lift and no ramp.
  - To get to a table, there are no steps.
  - The route through the dining area is 800mm wide, or more.
  - There is background music.
  - The table and plates have high colour contrast.
  - We cater for sugar free (diabetic), vegetarian, gluten free (celiacs), lactose free (dairy free), nut free, low fat, low sodium and vegan specific diets.
  - Access to the dining room can be gained from either entrance, however some parts of the route are winding and narrow.
- Once inside the dining room, there is ample space and light and the floor is even.



Dining area



Dining Room Entrance





Route To Dining Room



Dining Room Entrance Door

## Getting around outside

### Rear Garden

- From the main entrance to the gardens, there is 1 step. There is no lift and no ramp. The route is sloped.
- You can access the garden area directly from the car park at the rear of the property. The area is grassed throughout and has a generous amount of seating. There is one small step, to exit the property, and a very gentle slope as you approach the garden from the rear entrance.



Garden



Garden 2




### Smoking Hut

- From the main entrance to the smoking area, there is 1 step.
- The smoking area has a shelter.
- The smoking hut is situated by the rear entrance. There is one small step when leaving the property and a very small slope by the rear exit.



Smoking Hut



Smoking Hut 1

## Customer care support

### Customer care support

- Staff are available 24 hours a day.

---

Guide last updated: 13 November 2019